

# HOOP IT UP BOSTON 3ON3 BASKETBALL


## REGISTRATION INSTRUCTIONS

*"I am registering my team and myself."*

1. Go to [www.GameTimeTraining.net/HoopItUpBoston](http://www.GameTimeTraining.net/HoopItUpBoston)
2. Click **REGISTER HERE**
  - This will bring you to the 3rd party registration website.
3. Click **REGISTER** next to your division.
4. Select **MEMBERS OF A FAMILY ACCOUNT**
  - Since this is an event for youth participants, the account must have a parent/guardian as the head of the family account.


BEFORE WE BEGIN

**Who are you registering for?**



**Myself**

Choose this option if you are registering yourself



**Members of a Family Account**

Choose this option if you are registering yourself and/or members of your family

5. Create your account
  - Enter parent first and last name, parent email, parent date of birth, and gender.

### Create your Account

#### Would you like to connect your Facebook Account?

If so, we'll pull in certain data from Facebook, simplifying the account creation process. Once your account has been created, you can then login with one click, and share things in an easier manner.

 [Connect with Facebook](#) Nothing will be posted to your Facebook wall or feed by signing up.

 [click here to sign up!](#)

**Username \***

Username cannot be an email address. It can contain only letters, digits, dashes and underscores.

**Password \***

Password can be anything you want -- the more complicated, the more secure, but it's up to you.

**Confirm Password \***

**Parent First Name \*** **Parent Last Name \***

**Email \***


**Birth Date \***

-- Month --


-- Year --

6. Select **MYCHILD**

### Select who you are registering:



**MyChild**



**Myself as a Staff Member**  
(i.e. Coach, Parent, Team Captain)

7. Select **ADD A NEW CHILD**

- Enter child first and last name, child email (if different than parent), child date of birth, and gender.
- Repeat this process if you are registering multiple participants.

Parent Info

2 Child Info

3 Details

4 Waiver

5 Payment

6 Confirmation

Select who you are registering:

MyChild

Myself as a Staff Member (I.e. Coach, Parent, Team Captain)

Select a child or parent:

Add a new child

8. Select **MYSELF AS A STAFF MEMBER (I.E COACH, PARENT, TEAM CAPTAIN)**

- This is where you will officially register the team in the division.

Parent Info

2 Child Info

3 Details

4 Waiver

5 Payment

6 Confirmation

Select who you are registering:

MyChild

Myself as a Staff Member (I.e. Coach, Parent, Team Captain)

Select a child or parent:

Emily Jones

Tyler Jones

9. Select **TEAM CAPTAIN**

Select an Option:

Coach

Parent

Team Captain

Cancel

10. Enter team information.

- Since this is an event for youth participants, the “Team Captain” will automatically be the parent/guardian that is attached to the family account.

Create a new Team:

Team name \*

Registration Details

Team Fee

☒ Divide team player fee among players?  
If unchecked, Team Captain is responsible for full team payment.

Number of players to split the team fee? \*

• At least 3 players per team  
• At most 5 players per team

Discount Code

If you have a discount code, please enter it here. If not, you can ignore this step.

- To ensure the team fee is divided among the players, do not uncheck the checkbox.
- Enter the number of total players, including yourself, that will be playing on the team. The team minimum is (3) players and the team maximum is (5) players.
- Enter the remaining information, including the team's overall skill level.

### Team Captain Information

Shirt Size \*

-- please choose --

How did you hear about this event? \*

-- please choose --

If "other", please specify

Height \*

Skill Level \*

-- please choose --

Grade Level \*

-- please choose --

Next

11. Click on the checkbox to confirm that you have read and accepted the waiver. Click **SAVE TEAM AND GO TO NEXT STEP**.

- If you are registering another team, click **ADD ANOTHER TEAM** and repeat the above steps.

### Waivers

Accept all waivers before proceeding

☒ I have read and agree to the Waiver requirements

In consideration of being allowed to participate in the event or activity referenced above, I acknowledge, appreciate, and agree that: 1) The risk of injury from the activities involved in this program is significant, including the potential for permanent paralysis and death, and while particular rules, equipment, and personal discipline may reduce this risk, the risk of serious injury does exist; and, 2) I KNOWINGLY AND FREELY ASSUME ALL SUCH RISKS, both known and unknown, EVEN IF ARISING FROM THE NEGLIGENCE OF THE RELEASEES or others, and assume full responsibility for my participation; and, 3) I willingly agree to comply with the stated and customary terms and conditions for participation. If, however, I observe any unusual significant hazard during my presence or participation, I will remove myself from participation and bring such to the attention of the nearest official immediately; and, 4) I, for myself and on behalf of my heirs, assigns, personal representatives and next of kin, HEREBY RELEASE AND HOLD HARMLESS the Releasees, their officers, officials, agents, and/or employees, other participants, sponsoring agencies, sponsors, advertisers, and if applicable, owners and lessors of premises used to conduct the event ("RELEASEES"), WITH RESPECT TO ANY AND ALL INJURY, DISABILITY, DEATH, or loss or damage to person or property, WHETHER ARISING FROM THE NEGLIGENCE OF THE RELEASEES OR OTHERWISE, to the fullest extent permitted by law. I HAVE READ THIS RELEASE OF LIABILITY AND ASSUMPTION OF RISK AGREEMENT, FULLY UNDERSTAND ITS TERMS, UNDERSTAND THAT I HAVE GIVEN UP SUBSTANTIAL RIGHTS BY SIGNING IT, AND SIGN IT FREELY AND VOLUNTARILY WITHOUT ANY INDUCEMENT.

Save team and go to next step

Add another team

12. Click **COMPLETE**.

### Registration Summary

Add another registration

PROGRAM

3rd -5th Grade Boys

REGISTRATION DETAILS

Status: **Spot Reserved**  
Role: **Team Captain** (Team Blue)

Complete

13. Your team is now officially registered in the system and other players can join. To register the child within the family account that will be playing on this team, Click **ADD ANOTHER REGISTRATION**.



- There is no fee to create and register a team.

Program/Item	Payment
<div>Thank you for your registration and payment! We look forward to a great season.</div> <div>Susanne Condon registered for Hoop It Up Boston 3ON3 Basketball → 3rd -5th Grade Boys Basketball - Male Status: Spot Reserved Role: Team Captain (Team Blue)</div> <div>Invite Players</div>	No fee

[Go To Your Dashboard](#) [Add Another Registration](#) [Go To Family Account Dashboard](#)

14. Select **MYCHILD**

Select who you are registering:

 MyChild	 Myself as a Staff Member (i.e. Coach, Parent, Team Captain)
----------------------------------------------------------------------------------------------	-----------------------------------------------------------------------------------------------------------------------------------------------------

15. Click on the child's name you would like to register.

✓ Parent Info

2 Child Info



3 Details

4 Waiver

5 Payment

6 Confirmation

Select who you are registering:

 MyChild	 Myself as a Staff Member (i.e. Coach, Parent, Team Captain)
------------------------------------------------------------------------------------------------	-------------------------------------------------------------------------------------------------------------------------------------------------------

Select a child or parent:

Emily Jones



Tyler Jones

Add a new child

16. Select **TEAM PLAYER**

- If this pop-up does not automatically appear, try logging out of your account and signing back in.

Select an Option:

 <b>Individual</b> \$150.00 + Transaction Fee	 <b>Team Player</b> + Transaction Fee
-------------------------------------------------------------------------------------------------------------------------------------------	---------------------------------------------------------------------------------------------------------------------------------

17. Select the team you would like to join. The team you previously created should be in the dropdown list. Enter player information and click **NEXT**.

**Select Your Team**

Team to join \*

✓ --- Teams with available slots ---  
Team Blue (Team Captain: Susanne Condon)

**Registration Details**

Payment requirements depend on particular Team you want to join (select above).

**Discount Code**

If you have a discount code, please enter it here. If not, you can ignore this step.

**Player Information**

Shirt Size \*

-- please choose --

18. Click on the checkbox to confirm that you have read and accepted the waiver. Click **NEXT**.

**Waivers**

Accept all waivers before proceeding

☒ I have read and agree to the Waiver requirements

In consideration of being allowed to participate in the event or activity referenced above, I acknowledge, appreciate, and agree that: 1) The risk of injury from the activities involved in this program is significant, including the potential for permanent paralysis and death, and while particular rules, equipment, and personal discipline may reduce this risk, the risk of serious injury does exist; and, 2) I KNOWINGLY AND FREELY ASSUME ALL SUCH RISKS, both known and unknown, EVEN IF ARISING FROM THE NEGLIGENCE OF THE RELEASEES or others, and assume full responsibility for my participation; and, 3) I willingly agree to comply with the stated and customary terms and conditions for participation. If, however, I observe any unusual significant hazard during my presence or participation, I will remove myself from participation and bring such to the attention of the nearest official immediately; and, 4) I, for myself and on behalf of my heirs, assigns, personal representatives and next of kin, HEREBY RELEASE AND HOLD HARMLESS the Releasees, their officers, officials, agents, and/or employees, other participants, sponsoring agencies, sponsors, advertisers, and if applicable, owners and lessors of premises used to conduct the event ("RELEASEES"), WITH RESPECT TO ANY AND ALL INJURY, DISABILITY, DEATH, or loss or damage to person or property, WHETHER ARISING FROM THE NEGLIGENCE OF THE RELEASEES OR OTHERWISE, to the fullest extent permitted by law. I HAVE READ THIS RELEASE OF LIABILITY AND ASSUMPTION OF RISK AGREEMENT, FULLY UNDERSTAND ITS TERMS, UNDERSTAND THAT I HAVE GIVEN UP SUBSTANTIAL RIGHTS BY SIGNING IT, AND SIGN IT FREELY AND VOLUNTARILY WITHOUT ANY INDUCEMENT.

**Next**

19. Enter payment details.

- If this is your only registration, complete the payment.
- If you would like to add another registration, click **ADD ANOTHER REGISTRATION** and repeat the above steps.


**Payment Details** **Add another registration**


You must submit payment now in order to confirm this registration. If you do not, the registration will NOT be confirmed.

Program/Item	Price
Invoice #32635528 3rd -5th Grade Girls (Individual) for Emily Jones Basketball - Sudbury, MA - Starts on Nov 21 2020 - Ends on Jan 3 2021	\$150.00 Payment required now

**Balance Due:** \$150.00 + \$6.30  
Transaction Fee


**Payment Methods**

 Bank Account

 Credit Card

By submitting, you agree to the **terms and conditions** of the programs involved in this transaction.

20. After registering your team and your participant, click on **DASHBOARD** in the top right corner of your screen.
21. In your dashboard, click **INVITE PLAYERS** next to your registered team.




**Dashboard**  
 Welcome back, Susanne

Choose Photo

Connect your account to Facebook to be able to:
 

- Safely log in with one click
- Import your Facebook profile photo
- Post comments to your Facebook feed and wall

 Connect with Facebook


No Thanks, Not Right Now

**My Child's Activities**

Current
 Past
 Pay Multiple Invoices

PROGRAM	ROLE/TEAM	STATUS	ACTIONS	ALERTS										
<b>My Staff Assignments</b> <div>           Current           Past           Pay Multiple Invoices         </div> <table> <thead> <tr> <th>PROGRAM</th> <th>TEAM</th> <th>ROLE</th> <th>STATUS</th> <th>ALERTS</th> </tr> </thead> <tbody> <tr> <td>           Hoop It Up Boston 3ON3 Basketball            3rd - 5th Grade Boys            Begins Nov 21 '20         </td> <td> <b>Team Blue</b> <a href="#">Invite Players</a> </td> <td>Team Captain</td> <td>           PRIMARY  <a href="#">Edit Registration Settings</a> </td> <td></td> </tr> </tbody> </table>					PROGRAM	TEAM	ROLE	STATUS	ALERTS	Hoop It Up Boston 3ON3 Basketball 3rd - 5th Grade Boys Begins Nov 21 '20	<b>Team Blue</b> <a href="#">Invite Players</a>	Team Captain	PRIMARY <a href="#">Edit Registration Settings</a>	
PROGRAM	TEAM	ROLE	STATUS	ALERTS										
Hoop It Up Boston 3ON3 Basketball 3rd - 5th Grade Boys Begins Nov 21 '20	<b>Team Blue</b> <a href="#">Invite Players</a>	Team Captain	PRIMARY <a href="#">Edit Registration Settings</a>											

22. Enter your teammates' emails. The email will include a link to accept your team invitation.



**Team Blue**  
[\[ edit profile \]](#)  
 0-0-0

REGISTRATION STATUS  
 Complete

[Schedule](#)  
[Roster](#)  
[Messages](#)

PROGRAM  
 Hoop It Up Boston 3ON3 Basketball - 3rd - 5th Grade Boys  
[Schedule](#) • [standings](#)

**Invite parents to register their kids**

To:  
 enter multiple emails, placing one email per line

Subject:  
 Susanne is inviting you to join team 'Team Blue'

Message:

Email will include a link to accept Team invitation.  
 \* Invites cannot be sent to existing Team members.

[Send Invites](#)

When you create a team under your account, you have additional features that enable you to effectively manage your team and communicate with your teammates. You can access these features at any time.

## CONTACT INFORMATION

Isaiah Davis, Owner of Hoop it Up Boston  
[GTTDavis@gmail.com](mailto:GTTDavis@gmail.com)

*Please contact us if you have any questions, or issues with registration.*

